


Instructions for Changing Hypoid Gearbox Ratios


1. Ensure gearbox is in service mode (reverse)
2. Take off selector turret (TQ0267)
6x M6 K nuts. Use a long, thin 7mm 1/4 drive socket.
3. Undo 7x M10 K nuts with a 12 mm socket. Remove end cover using a nylon hammer.
4. Remove pinion shaft nut (45mm socket) and input shaft screw (42mm socket).
5. Remove circlip for reverse track.
6. Remove M6 x 25 cap head from the right side of the bearing plate.
7. Using a nylon hammer and a nylon drift, tap the reverse track off cam drum spindle this will bring the reverse selector fork and dog ring off as well.
8. Remove reverse gear hub and reverse gear as one.
9. Using a drift punch out the reverse track locating dowel.
10. Undo the two screwed dowels with a 14mm spanner. Using a nylon hammer tap the bearing plate off evenly. The pinion thrust washer and the input bearing race will come off with the bearing plate.
11. Take off second part of the bearing race from the input shaft along with the input shaft thrust washer. Place on the gear stand in the same order as you take them off.
12. Pull off 6th gear and bearing race from the pinion shaft. Place pinion shaft thrust washer in gear stand.
13. Start taking out 5th and 6th gear ratios if you wish to change. See table attached, or consult Mechanic's Handbook.
15. Reassemble in reverse order.

Additional Notes and Images follow:


A) Selector forks go in this order:



B) Line the dot up with the point and the dot on the selector shaft.



C) Small dot on selector barrel points towards input shaft.



Mini Q-tec HYPOID Gear

Radical part #	Quaife Input	Quaife Output	Gear	Input	Output	Short	Med.	Long	Ex Long	SL	Ratio	MPH Std	KPH Std	MPH Std	KPH Std
TQ0300	E-72G1-60	E-72G1-66	1 st	12	34	1	1	1	1	1	2.83	69	111	49	78
TQ0301	E-72G1-61	E-72G1-67	2 nd	14	29	1	1	1	1	1	2.07	95	152	67	107
TQ0302	E-72G1-72	E-72G1-76	3 rd	16	29	1					1.81	109	174		
TQ0303	E-72G1-62	E-72G1-68	3 rd	15	26		1	1	1		1.73	114	182		
TQ0304	E-72G1-73	E-72G1-77	4 th	18	29	1				1	1.61	122	196	75	119
TQ0305	E-72G1-63	E-72G1-69	4 th	18	27		1	1	1		1.50	131	210		
TQ0306	E-72G1-74	E-72G1-78	5 th	18	26	1					1.44	136	218		
TQ0307	E-72G1-64	E-72G1-70	5 th	20	27		1				1.35	146	233		
TQ0308	E-72G1-75	E-72G1-79	6 th	19	25	1					1.32	150	239		
TQ0309	E-72G1-80	E-72G1-81	5 th	20	26			1	1	1	1.30	155	248	106	170
TQ0310	E-72G1-65	E-72G1-71	6 th	20	24		1				1.20	164	262		
TQ0311	E-72G1-45	E-72G1-51	6 th	22	25			1			1.14	173	277		
TQ0312	E-72G1-82	E-72G1-83	6 th	19	21				1		1.11	178	285		
TQ0410	E-72G1-11	E-72G1-12	5 th	22	23					1	1.05			132	212
TQ0411	E-72G1-13	E-72G1-14	6 th	23	20					1	0.87			159	255